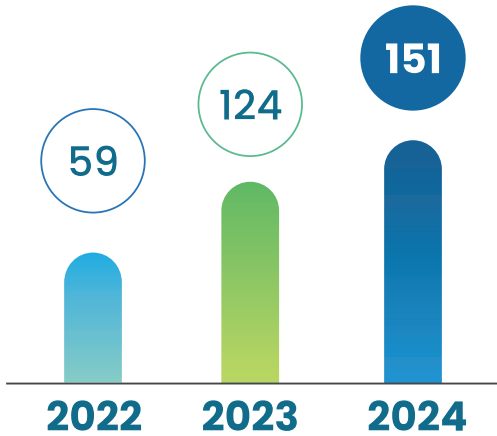


Number of Exhibitors

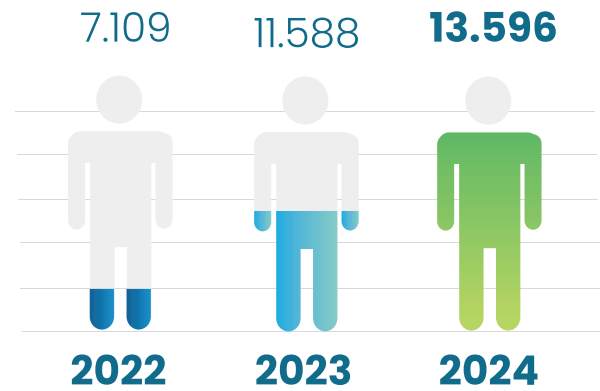


2022 - 2023 : **110%**

2023 - 2024 : **22%**

The number of exhibitors saw a remarkable increase of 110% from 2022 to 2023, and continued to grow at a rate of 22% in 2024.

Number of Visitors



2022 - 2023 : **63%**

2023 - 2024 : **17%**

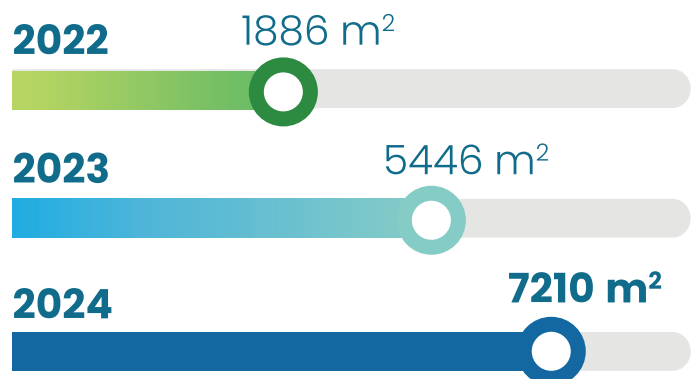
The number of visitors grew by 63% from 2022 to 2023, and maintained a 17% growth rate in 2024.

Net Exhibition Area (m²)

2022 - 2023 : **189%**

2023 - 2024 : **33%**

The exhibition space grew exponentially by 189% from 2022 to 2023, and this expansion continued by 33% in 2024.



These figures show that EV Charge Show is not only a growing event, but also an indispensable platform at the heart of the e-mobility sector.